

Govt. NCJ College, Dalli Raihara, Dist Balod, CG

1.4.2. Feedback analysis Year 2019-20 Number of students responded : 259

B.A. 98 B.A. II 84 B.A. III 77

Sl. No	Questions	B.A. I Marks 0-5					B.A. I Marks 6-10					B.A. II Marks 0-5					B.A. II Marks 6-10					B.A. III Marks 0-5					B.A. III Marks 6-10				
		H	EN	PS	EC	S	H	EN	PS	EC	S	H	EN	PS	EC	S	H	EN	PS	EC	S	H	EN	PS	EC	S	H	EN	PS	EC	S
1	Communication skill of the teacher	14	19	10	1	4	84	79	88	34	94	0	10	5	1	6	84	74	79	24	78	6	6	4	1	5	71	71	73	16	72
2	The teacher's ability in arising interest.	4	8	6	0	4	94	90	92	35	94	5	10	5	1	4	79	74	79	24	80	5	7	6	2	6	72	70	71	15	71
3	Teacher's ability to assimilate the content with other subjects like environment.	17	20	12	2	5	81	78	86	33	93	5	6	5	1	5	79	78	79	24	79	17	16	10	2	9	60	61	67	15	68
4	Accessibility of the teacher inside and outside the classroom.	2	2	3	0	2	96	96	95	35	96	5	9	7	1	5	79	75	77	24	79	1	2	1	0	2	76	75	76	17	75
5	Ability to make understand the syllabus through quiz/exam/ project work and other tasks.	10	11	6	1	8	88	87	92	34	90	7	12	8	1	8	77	72	76	24	76	24	24	76	10	13	8	2	9	67	64
6	Availability of timely feedback from the teacher	6	6	4	1	4	92	92	94	34	94	5	8	6	1	6	79	76	78	24	78	6	6	5	1	5	71	71	72	16	72
7	Subject knowledge of teacher	0	0	0	0	0	98	98	98	35	98	0	0	0	0	0	84	84	84	25	84	0	0	0	0	0	77	77	77	17	77
8	Teacher's Honesty / Commitment.	0	0	0	0	0	98	98	98	35	98	0	0	0	0	0	84	84	84	25	84	0	0	0	0	0	77	77	77	17	77
9	Overall Category	3	3	2	0	2	95	95	96	35	96	4	7	5	1	5	80	77	79	24	79	1	1	2	1	3	76	76	75	16	74
10	Ability of teacher to assimilate other topics with the syllabus	8	13	5	1	4	90	85	93	34	94	8	7	5	0	5	76	77	79	25	79	7	6	7	1	8	70	71	70	16	69
Total		64	82	48	6	33	916	898	932	344	947	39	69	46	7	44	801	771	794	243	796	53	57	43	10	47	717	713	727	160	723

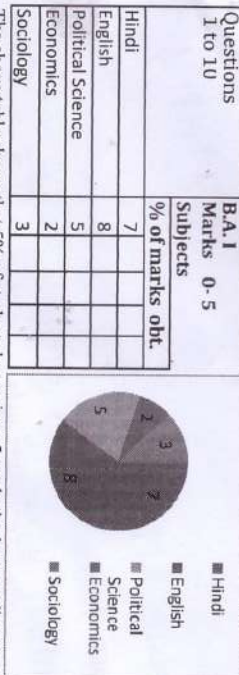
PRINCIPAL
GOVT. NCJ COLLEGE
DALLI RAIHARA

Coordinator
IOAC
GOVT. NCJ COLLEGE
DALLI RAIHARA

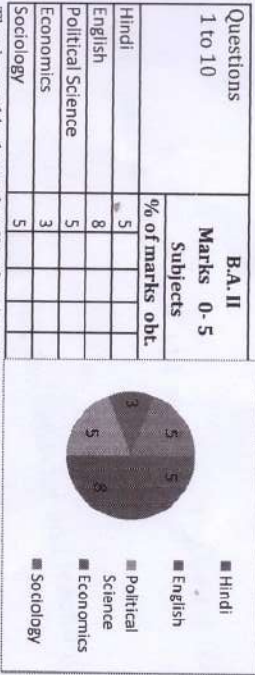


Handwritten signature

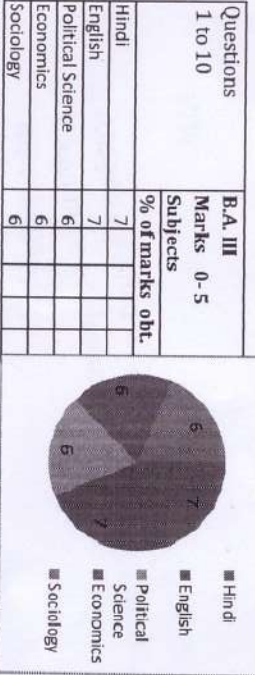
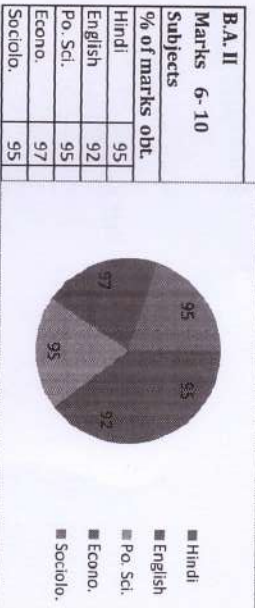
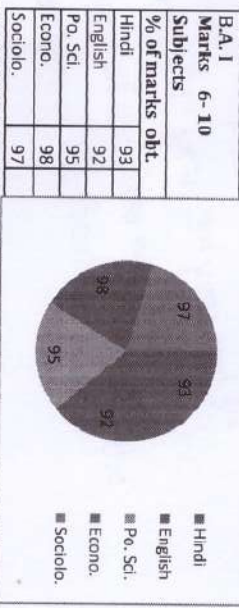
1.4.2. Feedback analysis Year 2019-20 Number of students responded : 100



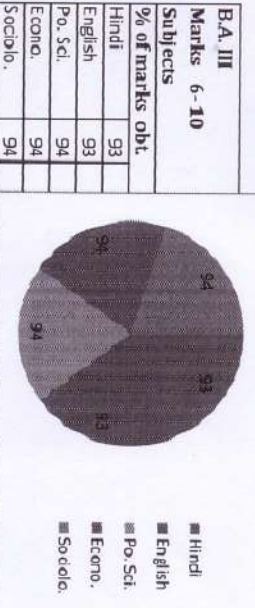
The above table shows that 5% of students have given 5 marks in the overall assessment of teachers, based on 10 points related to teaching work in B.A. Part-1. Whereas 95% of students have given above 6 marks. In subject-wise low percentage of marks in Hindi 7, English 8, Political Science 5, Economics 2, Sociology 3. And in the percentage above 6 comes the Hindi 93, English 92, Political Science 95, Economics 98 and Sociology 97. On this basis of this, the committee has reached the conclusion that the students are satisfied with the study and teaching work of the college.



The above table shows that 6% of students have given 5 marks in the overall assessment of teachers, based on 10 points related to teaching work in B.A. Part-2. Whereas 94% of students have given above 6 marks. In subject-wise low percentage of marks in Hindi 5, English 8, Political Science 5, Economics 3, Sociology 5. And in the percentage above 6 comes the Hindi 95, English 92, Political Science 95, Economics 97 and Sociology 95. On this basis of this, the committee has reached the conclusion that the students are satisfied with the study and teaching work of the college.



The above table shows that 6% of students have given 5 marks in the overall assessment of teachers, based on 10 points related to teaching work in B.A. Part-3. Whereas 94% of students have given above 6 marks. In subject-wise low percentage of marks in Hindi 7, English 7, Political Science 6, Economics 6, Sociology 6. And in the percentage above 6 comes the Hindi 93, English 93, Political Science 94, Economics 94 and Sociology 94. On this basis of this, the committee has reached the conclusion that the students are satisfied with the study and teaching work of the college.



Coordinator
IOAC
GOVT. N.C.I. COLLEGE
DALLIRAJHARA



PRINCIPAL
GOVT. N.C.I. COLLEGE
DALLIRAJHARA

Handwritten signatures and initials.

Govt. NCJ College, Dalli Rajhara, Dist. Balod, CG.

Feedback analysis report of Teachers Year 2019-20



1. Is the academic environment of the college is career oriented ?
Of the 16 teachers, 5 teachers responded 'yes' i.e. 31 %
11 teachers did not respond to this question. i.e. 69 %
2. Are you satisfied with the wifi facilities in the college?
Of the 16 teachers, 4 teachers responded 'SATISFIED' i.e. 25 %
12 teachers did not respond to this question. i.e. 75 %

Feedback analysis report of Office staff Year 2019-20



1. Is the arrangement for the maintenance of documents in the college's office satisfactory?


Obtained feedback from 10 office staff of which 6
Responded 'Yes' i.e. 60 %
4 office staff did not respond to this. i.e. 40 %

2. Is the arrangement of the college's office friendly for the office staff?

Obtained feedback from 10 office staff of which 5
Responded 'Yes' i.e. 50 %
5 office staff did not respond to this. i.e. 50 %


**Coordinator
IQAC
GOVT. N.C.J. COLLEGE
DALLI RAJHARA**




**PRINCIPAL
GOVT. N.C.J. COLLEGE
DALLI RAJHARA**



